

EXCELLENCE IN HOUSING:

Readiness Ruler

OrgCode Consulting, Inc. is pleased to share this document as part of a collection of the most requested resources from our **Excellence in Housing** training series. These documents are intended for professionals who have been properly trained on these tools and practices.

For more information about this resource, training, or other available resources, please visit us online at:

www.orgcode.com

Acknowledgements:

OrgCode Consulting, Inc. wishes to thank the Centre for Addiction and Mental Health and Toronto Public Health as the inspiration for this tool.

Disclaimer:

OrgCode Consulting Inc. assumes no responsibility for how these tools are used or the validity of the assessments that are made by frontline workers when using the tools. OrgCode Consulting Inc. assumes no responsibility for harm to or from clients, workers or the community stemming from the use of these tools directly or indirectly – up to and including death.

The use of these tools and its consequences are independent of OrgCode Consulting, Inc. Workers and organizations assume all risk associated with or as a result of the use of the tools. By downloading and making use of these tools, in whole or in part, you agree to indemnify and save harmless, OrgCode Consulting, Inc., its owners, employees, associates, and families of all employees. It is further recommended that individuals should receive training in the use of the tools.



Readiness Ruler

Instructions for Intensive Case Managers

The Readiness Rulers are a visual tool to assist your client in thinking about and making change related to specific areas of their case plan.

Using This Tool

There are two approaches to using the Readiness Rulers.

You can ask your client which area of their case plan they would like to talk about, and insert that into the line above the first ruler. An example might be quit smoking. Most often the areas of the case plan named are the over-arching or impact goals.

You can arrive at a home visit and suggest in the conversation that you think it would be a good idea if they spent some time talking about (insert a goal where the client does not seem to have made much change). If the client agrees to talk about it, use the Readiness Rulers to frame that conversation.

In subsequent interactions with clients you can use the Readiness Rulers again for the same area of change. You can track progress over time on the rulers. There is no right or wrong answer in how your client marks himself/herself on the Readiness Rulers. It is a self-assessment. Once the client has completed the Readiness Rulers, the visual tool provides opportunity for you to explore how they have plotted on the rulers.

Readiness Ruler

Conversation Prompts

Prompts to consider using the first time a client is using the Readiness Ruler for a particular area of their case plan:

When they have marked between 0-3:

- Why did you mark yourself there?
- Why did you not mark yourself higher?
- Why did you not mark yourself lower? (assumes they have not ranked themselves zero)
- How will you know that it is time to think about changing?
- Is there anything we can set up for you that may help you think about changing?

When they have marked between 4-7:

- Why did you mark yourself there?
- Why did you not mark yourself higher?
- Why did you not mark yourself lower? (assumes they have not ranked themselves zero)
- What would be good about taking steps more towards feeling like a 10?
- What is preventing you from being more towards a 10?
- How will you know you are ready to take the next step towards a 10?
- Is there anything we can set up for you that will help you take the next step?

When they have marked between 8-10:

- Why did you mark yourself there?
- Why did you not mark yourself higher?
- Why did you not mark yourself lower? (assumes they have not ranked themselves zero)

- What is one thing you can do to help you feel like a 10? (assumes they marked 8 or 9)
- Prompts to consider when using the Readiness Ruler for a second, third, fourth time (etc) relative to their previous completion of the Readiness Ruler.

If the person has moved to the right on the ruler (though not quite at 10 yet):

- What has happened that made you take this step forward?
- What else could help you keep going towards feeling like a 10?
- What is one thing you can work on that will help you make that step? (Name it and specify a date for completion.)

If the person has achieved a 10:

- What helped you get all the way to 10?
- How do you feel now that you are at 10?
- What can you do to stay at the 10?
- What is the next thing you need to do to make sure the change sticks?

If the person has moved backwards on the ruler:

- Change is hard. What do you need to do to move in the other direction again?
- What was working for a while? What has changed?
- What have you learned about yourself?
- How can you use what you have learned to give it another try?

Readiness Ruler

Client:	Version:	Date:
---------	----------	-------

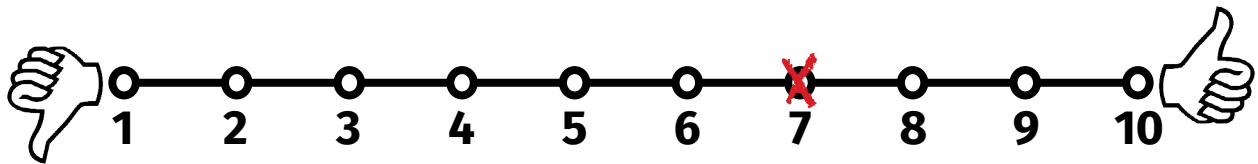
Readiness Ruler Worksheet *Sample*

I would like to make changes to the following area of my life:

I want to eat healthier

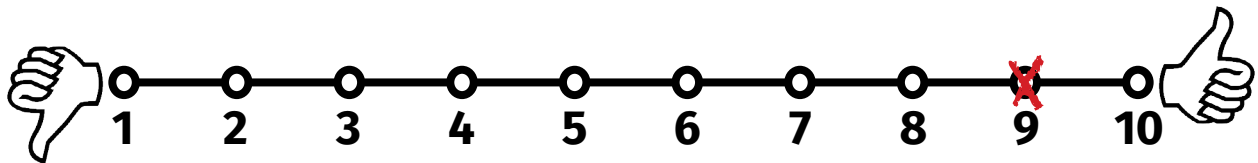
Importance

On a scale of 1 to 10, with 1 meaning “not important at all”, and 10 meaning “couldn’t be more important,” here’s how important making these changes are to me:



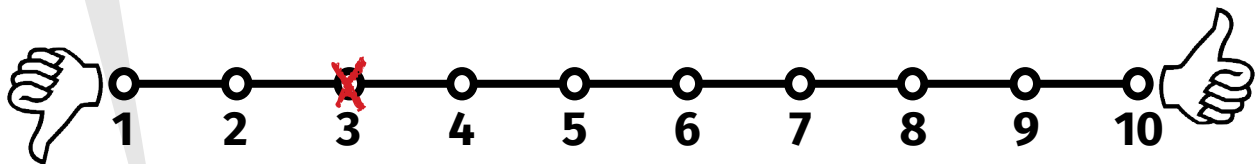
Readiness

On a scale of 1 to 10, with 1 meaning “not ready at all”, and 10 meaning “couldn’t be more ready,” here’s how ready I am to start making these changes:



Confidence

On a scale of 1 to 10, with 1 meaning “not confident at all”, and 10 meaning “couldn’t be more confident” here’s how confident I am that I can make these changes:



Readiness Ruler

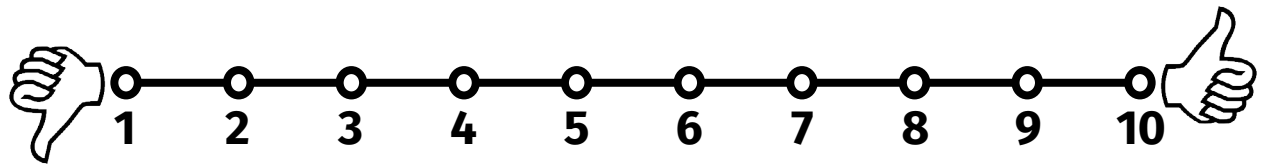
Client:	Version:	Date:
---------	----------	-------

Readiness Ruler Worksheet

I would like to make changes to the following area of my life:

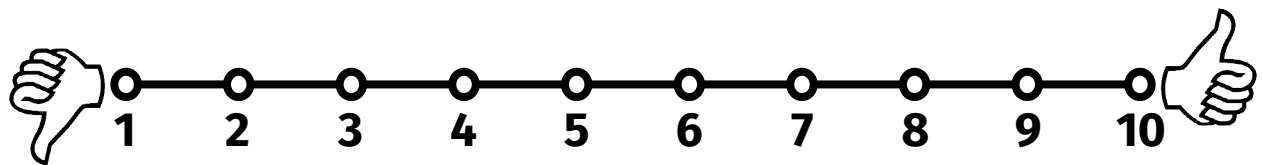
Importance

On a scale of 1 to 10, with 1 meaning "not important at all", and 10 meaning "couldn't be more important," here's how important making these changes are to me:



Readiness

On a scale of 1 to 10, with 1 meaning "not ready at all", and 10 meaning "couldn't be more ready," here's how ready I am to start making these changes:



Confidence

On a scale of 1 to 10, with 1 meaning "not confident at all", and 10 meaning "couldn't be more confident" here's how confident I am that I can make these changes:

